


National
Wildlife[®]
📷 PHOTO CONTEST

HOW TO ENTER
STEP BY STEP



**NATIONAL
WILDLIFE
FEDERATION**

Go to: photocontest.nwf.org



The screenshot shows the homepage of the National Wildlife Photo Contest. At the top, there is a dark teal header with the National Wildlife Federation logo on the left, which includes the text "National Wildlife PHOTO CONTEST" and "FROM NATIONAL WILDLIFE FEDERATION". On the right side of the header are two yellow buttons labeled "Login" and "Enter". Below the header is a black navigation bar with white text links: "Home", "Help & FAQs", "Rules", "Gallery", "Contact Us", and "NWF Home". The main content area features a large photograph of two brown bears sitting on a grassy bank next to a body of water. Overlaid on the right side of the photo is the text "NATIONAL WILDLIFE PHOTO CONTEST" in large, bold, black capital letters. In the bottom right corner of the photo, the name "KATHLEEN RICKER" is written in small white text. At the bottom of the page, centered below the photo, are two yellow buttons labeled "Login" and "Enter".

All entrants must register for a 2025 photo contest account by pressing the Enter tab. Or if you have already created an account for this year's contest, press the Login tab.

The screenshot shows the top navigation bar of the National Wildlife Photo Contest website. On the left, there is the 'National Wildlife PHOTO CONTEST' logo and the 'FROM NATIONAL WILDLIFE FEDERATION' logo. On the right, there are two yellow buttons: 'Login' and 'Enter'. A blue arrow points from the right side of the image towards the 'Enter' button. Below the navigation bar is a black menu bar with links for 'Home', 'Help & FAQs', 'Rules', 'Gallery', 'Contact Us', and 'NWF Home'. The main content area features a large photograph of two brown bears sitting on a grassy bank near a lake. Overlaid on the right side of the photo is the text 'NATIONAL WILDLIFE PHOTO CONTEST' in large, bold, dark letters. In the bottom right corner of the photo, the name 'KATHLEEN RICKER' is visible. At the bottom of the page, there are two yellow buttons: 'Login' and 'Enter', with a blue arrow pointing from the right side towards the 'Enter' button.

To begin your registration, first select General Entrant or Youth Entrant from the drop down menu.

National Wildlife Federation PHOTO CONTEST

FROM NATIONAL WILDLIFE FEDERATION

Login Enter

Home Help & FAQs Rules Gallery Contact Us NWF Home

Save Back

Account

*Please select General or Youth (13-17)

✓ Please Select
General
Youth

*First Name *Last Name

*Address Apt. or Suite

*City *State *Country
Please Select United States

*Zip/Postal Code Phone Number *Email Address
() - -


Social Media/Website (Optional) Social Media/Website URL (Optional)
Please Select

Account Information

*Username *Password *Confirm Password

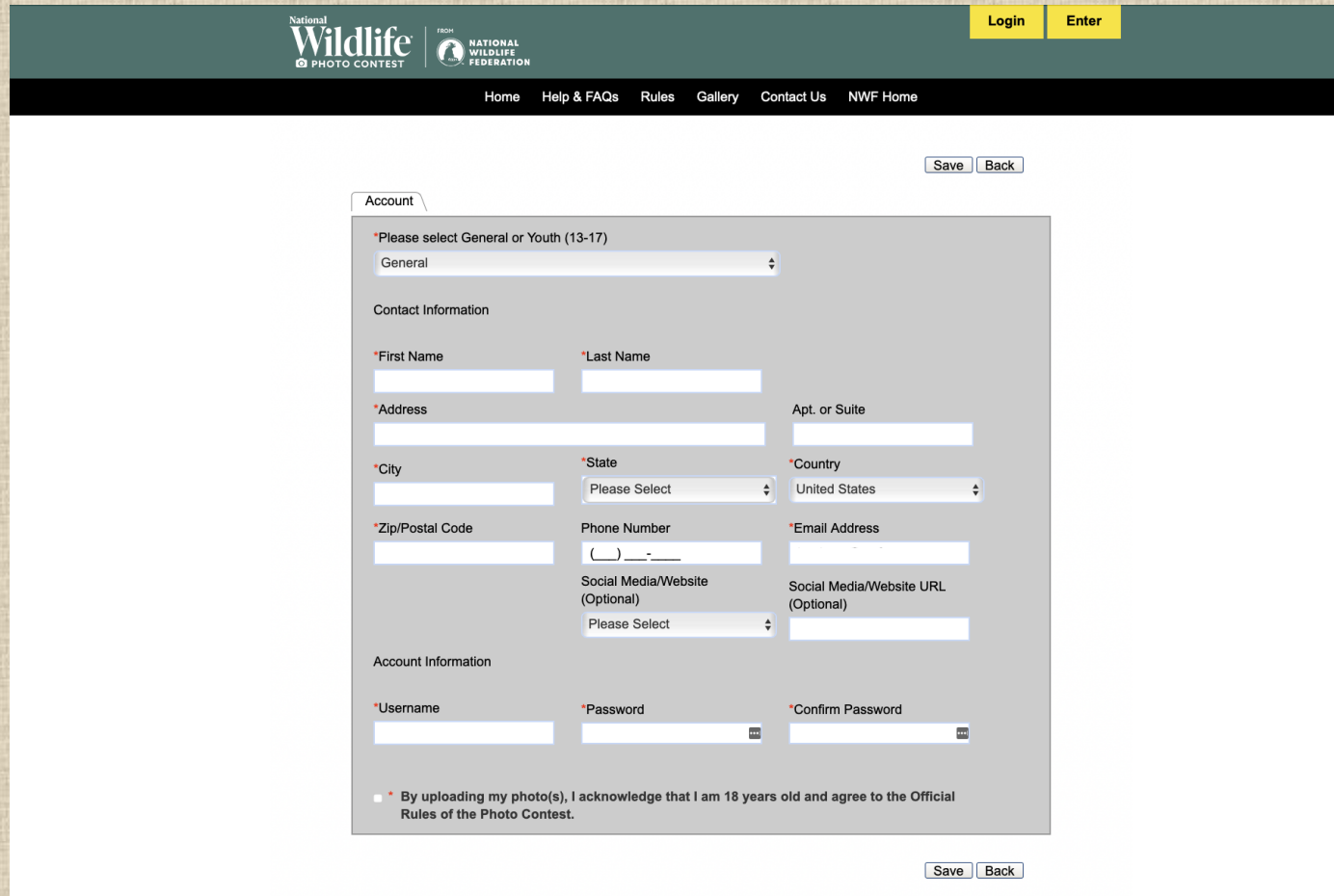
* By uploading my photo(s), I acknowledge that I am 18 years old and agree to the Official Rules of the Photo Contest.

Save Back



General account registration form

Be sure to fill out all required fields, marked with a **red asterik***



The screenshot shows the National Wildlife Federation account registration form. At the top, there is a dark green header with the National Wildlife Federation logo and navigation links: Home, Help & FAQs, Rules, Gallery, Contact Us, and NWF Home. A 'Login' and 'Enter' button are also present. The form itself is titled 'Account' and includes a dropdown menu for 'Please select General or Youth (13-17)' with 'General' selected. Below this is the 'Contact Information' section, which contains several required fields marked with a red asterisk: First Name, Last Name, Address, City, State (dropdown), Country (dropdown), Zip/Postal Code, Phone Number, and Email Address. There are also optional fields for Social Media/Website and Social Media/Website URL. The 'Account Information' section includes Username, Password, and Confirm Password fields. At the bottom, there is a checkbox for 'By uploading my photo(s), I acknowledge that I am 18 years old and agree to the Official Rules of the Photo Contest.' and 'Save' and 'Back' buttons.



After creating an account, you will receive an email to confirm your registration.

Youth account registration form

Be sure to fill out all required fields, marked with a **red asterisk***. Remember to include your child's name and age in the "Youth" fields at the bottom.

The screenshot shows the 'Account' registration form for the National Wildlife Federation Photo Contest. The form is divided into two main sections: 'Contact Information' and 'Account Information'. At the top, there are 'Login' and 'Enter' buttons. Below the form title, there are 'Save' and 'Back' buttons. The 'Contact Information' section includes fields for 'First Name', 'Last Name', 'Address', 'City', 'State', 'Country', 'Zip/Postal Code', 'Phone Number', and 'Email Address'. The 'Account Information' section includes fields for 'Username', 'Password', and 'Confirm Password'. There are also checkboxes for consent and a 'Youth Age' dropdown menu. A blue arrow points to the 'Youth Age' dropdown menu.

Account

*Please select General or Youth (13-17)
Youth

Contact Information

*First Name *Last Name
*Address Apt. or Suite
*City *State *Country
*Zip/Postal Code Phone Number *Email Address
Social Media/Website (Optional)
*Username *Password *Confirm Password

I am the parent/guardian and agree to the collection of data of my minor child and agree to these rules on behalf of my minor child.

*Parent First Name *Parent Last Name *Parent Email Address
*Youth Age
 By uploading my photo(s), I acknowledge that I am 18 years old and agree to the Official Rules of the Photo Contest.

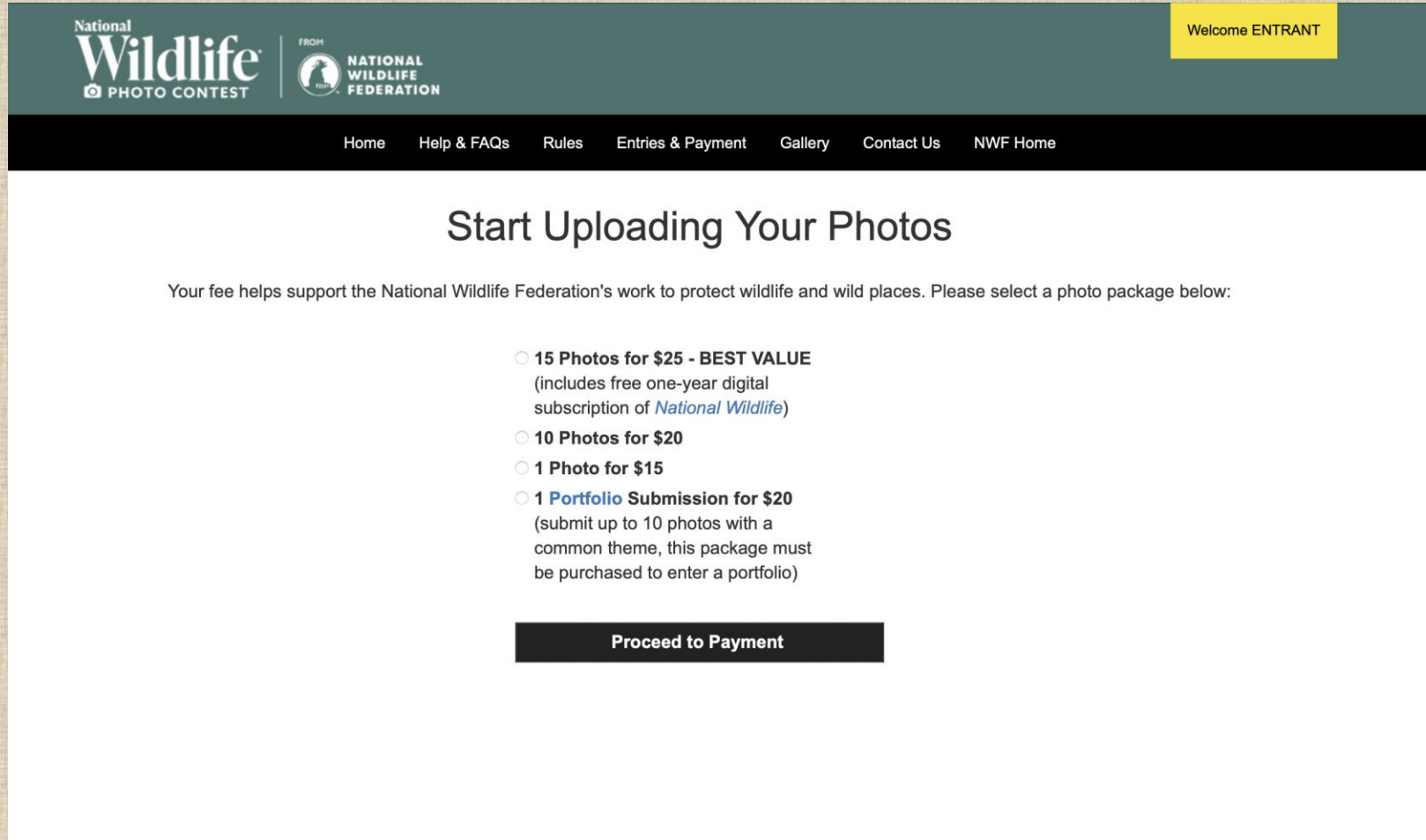


After creating an account, you will receive an email to confirm your registration.

To login to your account, fill in your Username and Password and then press Login.

The screenshot shows the website's header with the National Wildlife Photo Contest logo and the National Wildlife Federation logo. A navigation menu includes Home, Help & FAQs, Rules, Gallery, Contact Us, and NWF Home. A main banner features a photograph of two brown bears by a lake with the text "NATIONAL WILDLIFE PHOTO CONTEST" and the photographer's name "KATHLEEN RICKER". A login form is overlaid on the right side, containing fields for Username (filled with "username") and Password (filled with "*****"), a "Login" button, and a link for "Retrieve User ID/Reset Password". A blue arrow points to the "Login" button. At the bottom of the page, there are "Login" and "Enter" buttons.

You have four photo-entry packages to choose from depending on the number of photos you would like to enter.



The screenshot shows the top navigation bar with the National Wildlife Federation logo and a 'Welcome ENTRANT' message. Below the navigation bar is a main heading 'Start Uploading Your Photos' and a sub-heading 'Your fee helps support the National Wildlife Federation's work to protect wildlife and wild places. Please select a photo package below:'. There are four radio button options for photo packages, with the first option selected. A 'Proceed to Payment' button is located at the bottom of the selection area.

National Wildlife PHOTO CONTEST | FROM NATIONAL WILDLIFE FEDERATION

Welcome ENTRANT

Home Help & FAQs Rules Entries & Payment Gallery Contact Us NWF Home

Start Uploading Your Photos

Your fee helps support the National Wildlife Federation's work to protect wildlife and wild places. Please select a photo package below:

- 15 Photos for \$25 - BEST VALUE**
(includes free one-year digital subscription of *National Wildlife*)
- 10 Photos for \$20**
- 1 Photo for \$15**
- 1 Portfolio Submission for \$20**
(submit up to 10 photos with a common theme, this package must be purchased to enter a portfolio)

Proceed to Payment

Payment page

Fill out and submit your payment information.

That is it! You are now ready to start submitting photos to the 2025 photo contest.

You will receive an email to confirm your payment.



National Wildlife PHOTO CONTEST | FROM NATIONAL WILDLIFE FEDERATION

Welcome ENTRANT

Home | Help & FAQs | Rules | Entries & Payment | Gallery | Contact Us | NWF Home

CHECKOUT & PAY

Billing Information:

*First Name:

*Last Name:

Company Name:

*Address 1:

Address 2:

*City:

*State:

*Postal Code:

*Country:

*Email:

Phone:

Amount Payable: \$15.00

Promo Code:

APPLY

Choose Payment Method :

Check out with

Entering images

Click on the “Add Entry” button to begin adding photos to your account



The screenshot shows the homepage of the National Wildlife Photo Contest. At the top left, the logo for 'National Wildlife PHOTO CONTEST' is displayed, along with a smaller logo for 'FROM NATIONAL WILDLIFE FEDERATION'. A yellow button in the top right corner says 'Welcome ENTRANT'. Below the header is a black navigation bar with white text links: 'Home', 'Help & FAQs', 'Rules', 'Add Entry', 'Entries & Payment', 'Gallery', 'Contact Us', and 'NWF Home'. The main content area features a large photograph of two brown bears sitting on a grassy bank by a lake. Overlaid on the right side of the photo is the text 'NATIONAL WILDLIFE PHOTO CONTEST' in large, bold, black letters. In the bottom right corner of the photo, the name 'KATHLEEN RICKER' is written in small white text. A blue arrow points from the left side of the page towards the 'Add Entry' button in the navigation bar.

NATIONAL WILDLIFE PHOTO CONTEST

KATHLEEN RICKER

Welcome to the 2025 *National Wildlife* Photo Contest!

Start with “Photo Subject” and select a contest category for each photo entry

National Wildlife PHOTO CONTEST | FROM NATIONAL WILDLIFE FEDERATION

Welcome ENTRANT

Home Help & FAQs Rules Add Entry Entries & Payment Gallery Contact Us NWF Home

We welcome submissions in nine categories; entrants may submit images in one or more of the following:

- **Birds:** Portraits and behavior
- **Mammals:** Portraits and behavior
- **Baby Animals:** Portraits and behavior of young animals of any species
- **Other Wildlife:** Portraits and behavior of animals including underwater life, reptiles, amphibians, insects, spiders and more, including macro images
- **Landscapes & Plants:** Scenic views from broad vistas to single blooms
- **People in Nature:** People responsibly enjoying the outdoors or connecting with nature and wildlife
- **Mobile:** Nature, wildlife and people outdoors photographed with a mobile device (phone or tablet)
- **Young Nature Photographers:** For photographers ages 13 to 17
- **Portfolio:** A collection of up to 10 images built around a common theme related to nature and conservation

Looking to go back and review or edit your existing entries? Click on the “Entries & Payment” tab from the menu.

Save Back

Photo Details

*Photo Subject (Describe.)

*Category
Please Select

Save Back



Click on “Save” button to proceed to the next steps.

Fill out the photo information form for each image.

Fill out all required fields marked with a **red asterik***. Be accurate with image description, it can not be changed after it's submitted.

Click "Select" to select a photo from your computer or mobile device.

Would you like to donate your photo to NWF?

After your image is uploaded, click "Submit Entry" to submit the photo.



1264443 - Butterfly
Other Wildlife

Photo Details

*Photo Subject (Describe.)
Butterfly

*Category
Other Wildlife

*When was this image taken? (Please state month or time of year.)
Season, Month, Year

*Where was this photo taken? (Please specify city, state, country, etc.)
Location

*Photo Story
Information about your photo

472

*Camera Equipment
Your camera equipment

*Specify Digital Alterations
Any alterations made to original file

263

*Upload Photo here
IMG_0023-DJO
JPG, 0.53 MB

*I wish to donate my image to the National Wildlife Federation (please select Yes or No) then save.
 Yes No

I have read and agreed to the photo donation terms as set forth in Section 15 of the Official Rules, and I understand how my **donated** images may be used to help NWF.

I would like to additionally submit my photo for the **People's Choice Award**. Photos will be viewable for voting by the public and sharable with family and friends through social media.

Submit Entry

Save Back

Edit Entries page

Click on “Add Entry” to add more images

Entered images can be reviewed in the “Entries & Payment” page.

Status:

Incomplete – something is missing

Completed – images uploaded but not submitted

Accepted – images have been submitted

The screenshot shows the 'Your 2025 Photo Contest Entries Page' with a navigation menu at the top. A blue arrow points from the 'Add Entry' link in the menu to the 'Add Entry' button on the page. Below the menu, there are instructions for users, including a list of steps for adding, editing, and submitting entries. A table at the bottom shows a list of entries with columns for Edit, No., Entry Title, Category, Media, Status, Date Added, and Delete. Three blue arrows point from the text on the left to the 'Media' column of the table, highlighting the image thumbnails for an 'Incomplete' entry, a 'Completed' entry, and an 'Accepted' entry.

Welcome ENTRANT

Home Help & FAQs Rules **Add Entry** Entries & Payment Gallery Contact Us NWF Home

Your 2025 Photo Contest Entries Page

Here are a few tips that can help you with the entry process:
(Scroll down to see your entries thus far.)

- To add a new entry**, click on **Add Entry**, fill out the photo subject and select a photo category from the menu, and then Save. (If you did not submit entry fee during the registration process, you will be prompted to purchase a photo-entry package. There is no limit on the total number of images allowed, additional packages may be purchased.)
- To edit an existing entry or review your submissions**, scroll down on this page to see your entry list. To edit draft entry forms, click on the image's Entry Title or the corresponding pencil icon. To replace an image you don't want, *and it has not been submitted*, click on the entry title to replace it with a new description and upload a new image. To **fix an image that appears sideways**, please see our Help & FAQ page.
- To complete your submission form**, all required information fields (denoted by a red asterisk*) for each image must be filled out before you can submit your entry to be judged. If the required information has not been completed, the corresponding missing fields will be displayed. Click the image's status then click on the field name to be taken to the co-field to complete the form. **Do not click submit until you are completely done with your entry. Accepted entries cannot be edited.**
- To submit an entry for judging**, click on the 'Submit' button. The application form is complete and will show a status of 'Accepted,' and the image will automatically be entered to the judging site. **Once you have submitted, the entry cannot be modified.**

Entry Status:

- Accepted:** Denotes a successful submitted image. An accepted entry **cannot** be edited nor deleted.
- Completed:** Denotes entry still needs to be submitted to the judges. Entry can be edited or deleted.
- Incomplete:** Denotes the application form is not completely filled out, click on the entry's title to complete the Photo Details form. Entry can be edited or deleted.

Each photo entered into the Photo Contest is automatically entered for the **People's Choice Award**, viewable in the [gallery](#) for voting by the public and sharable with family and friends through social media. If you do not wish to enter your photo into the People's Choice Award contest, at time of entry you must uncheck the appropriate box for each photo in the submission form. Unchecking this box means your entered photo will be seen only by NWPC judges and not available for viewing in the public gallery.

Thumbnail images below are for confirmation of your entries. Judges will review original images.

Add Entry View/Print Invoice

Edit	No.	Entry Title	Category	Media	Status	Date Added	Delete
					Incomplete	01/06/2025	✘
					Completed SUBM	01/06/2025	✘
					Accepted	01/06/2025	



Accepted denotes an image has submitted to be judged, and it cannot be deleted. The photo will soon be published on the photo contest gallery and they can be shared with your friends.

Logging out

Click on yellow button to logout.

Thank you for your support of the *National Wildlife Photo Contest*.



The screenshot shows the top navigation bar of the National Wildlife Photo Contest website. On the left, the logo for 'National Wildlife PHOTO CONTEST' is displayed, along with a smaller logo for 'FROM NATIONAL WILDLIFE FEDERATION'. On the right, a yellow banner says 'Welcome ENTRANT'. Below this, a navigation menu includes links for 'Rules', 'Add Entry', 'Entries & Payment', 'Gallery', 'Contact Us', and 'NWF Home'. A 'My Account' section is visible on the right, containing a 'Logout' button with a power icon, which is highlighted in yellow. A blue arrow points from the 'Logout' button to the text on the left. The main content area features a large photograph of two brown bears sitting on a grassy bank near a body of water. The text 'NATIONAL WILDLIFE PHOTO CONTEST' is overlaid on the right side of the image. The photographer's name, 'KATHLEEN RICKER', is visible in the bottom right corner of the photo. Below the photo, a white banner reads 'Welcome to the 2025 National Wildlife Photo Contest!'.